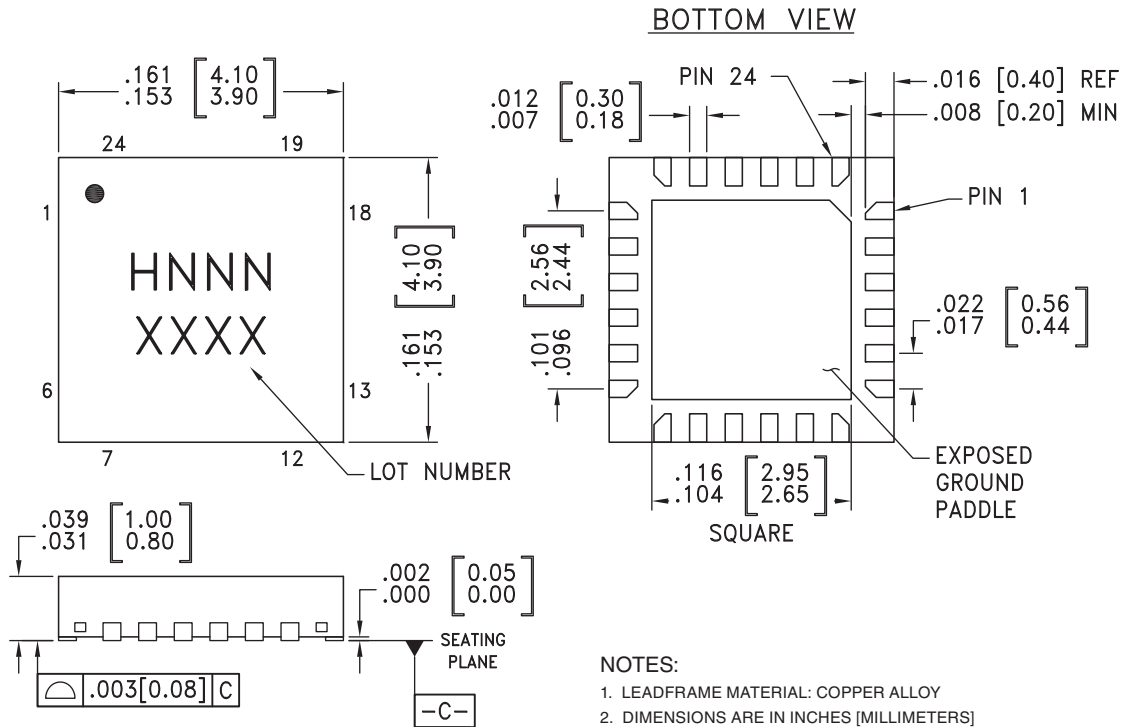


LP4 (E) – 4 x 4 mm QUAD FLATPACK NO-LEAD (QFN) PLASTIC PACKAGE

LP4 (E) Package



NOTES:

- LEADFRAME MATERIAL: COPPER ALLOY
- DIMENSIONS ARE IN INCHES [MILLIMETERS]
- PAD SPACING TOLERANCE IS NON-CUMULATIVE
- PAD BURR LENGTH SHALL BE 0.15mm MAXIMUM.
PAD BURR HEIGHT SHALL BE 0.05mm MAXIMUM.
- PACKAGE WARP SHALL NOT EXCEED 0.05mm.
- ALL GROUND LEADS AND GROUND PADDLE MUST BE SOLDERED TO PCB RF GROUND.
- REFER TO HITTITE APPLICATION NOTE FOR SUGGESTED LAND PATTERN.

Package Information

Part Number Suffix	Package Body Material	Lead Finish	MSL Rating	Package Marking ^{[3][4]}
LP4	RoHS Compliant Mold Compound	Sn/Pb Solder	MSL1 ^[1]	HNNN XXXX
LP4E	RoHS Compliant Mold Compound	100% matte Sn	MSL1 ^[2]	HNNN XXXX

[1] Max peak reflow temperature of 235 °C

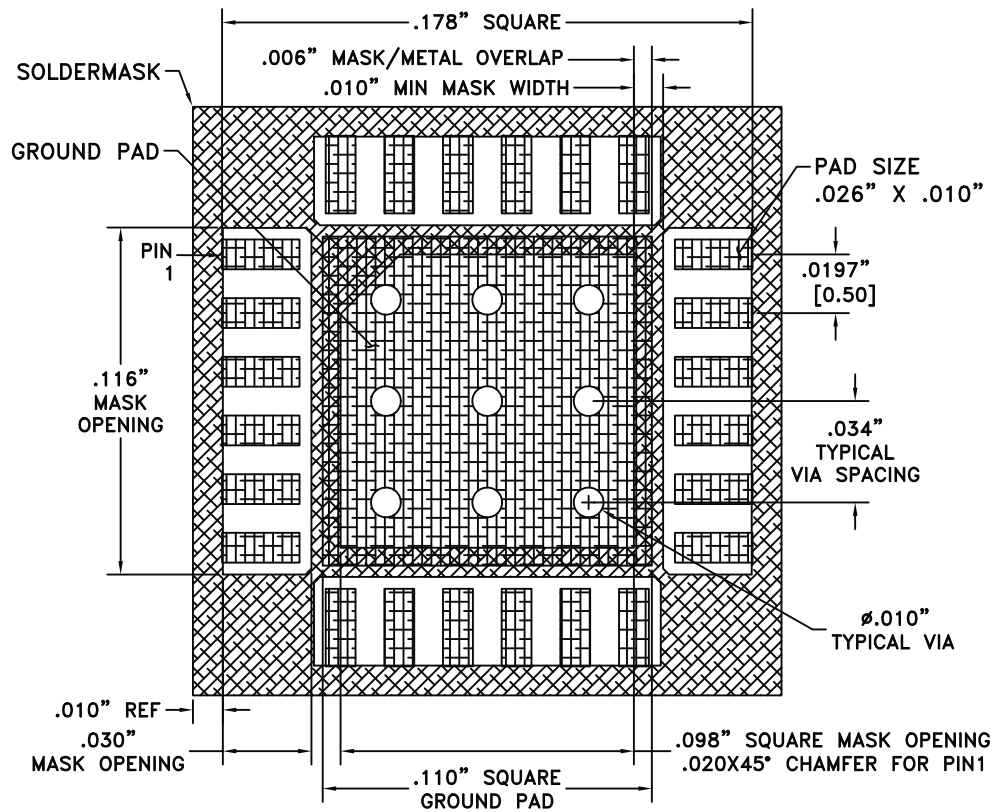

[2] Max peak reflow temperature of 260 °C

[3] 4-Digit lot number XXXX

[4] 3-Digit part number NNN

LP4 (E) – 4 x 4 mm QUAD FLATPACK NO-LEAD (QFN) PLASTIC PACKAGE

Suggested LP4 (E) PCB Land Pattern

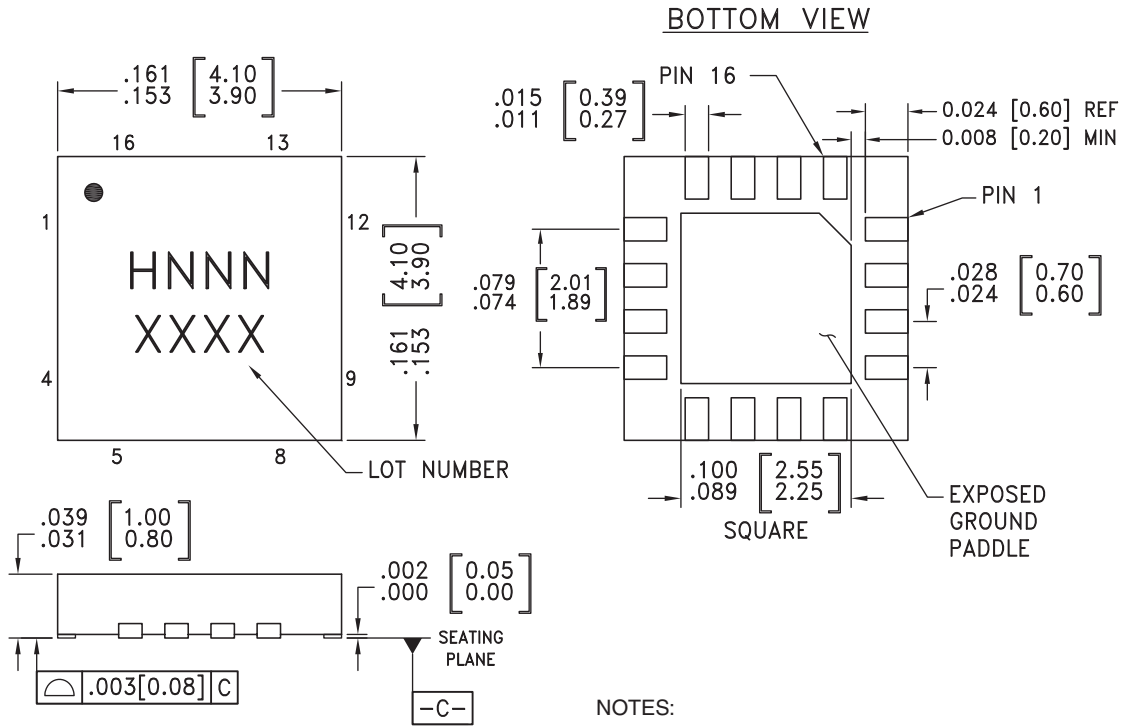


NOTES:

1. DIMENSIONS ARE IN INCHES [MILLIMETERS].
2. PAD WIDTH SHOWN IS FOR SOLDERING ONLY. BEYOND SOLDERING AREA ALL CONDUCTORS THAT CARRY RF AND MICROWAVE SIGNALS SHOULD HAVE 50 OHM CHARACTERISTIC IMPEDANCE.
3. SOLDERMASK ON FAR SIDE SHOULD TENT OR PLUG VIA HOLES.

LP4C (E) – 4 x 4 mm QUAD FLATPACK NO-LEAD (QFN) PLASTIC PACKAGE

LP4C (E) Package Outline Drawing



NOTES:

- LEADFRAME MATERIAL: COPPER ALLOY
- DIMENSIONS ARE IN INCHES [MILLIMETERS]
- PAD SPACING TOLERANCE IS NON-CUMULATIVE
- PAD BURR LENGTH SHALL BE 0.15mm MAXIMUM.
PAD BURR HEIGHT SHALL BE 0.05mm MAXIMUM.
- PACKAGE WARP SHALL NOT EXCEED 0.05mm.
- ALL GROUND LEADS AND GROUND PADDLE MUST BE SOLDERED TO PCB RF GROUND.
- REFER TO HITTITE APPLICATION NOTE FOR SUGGESTED LAND PATTERN.

Package Information

Part Number Suffix	Package Body Material	Lead Finish	MSL Rating	Package Marking ^{[3][4]}
LP4C	RoHS Compliant Mold Compound	Sn/Pb Solder	MSL1 ^[1]	HNNN XXXX
LP4CE	RoHS Compliant Mold Compound	100% matte Sn	MSL1 ^[2]	HNNN XXXX

[1] Max peak reflow temperature of 235 °C

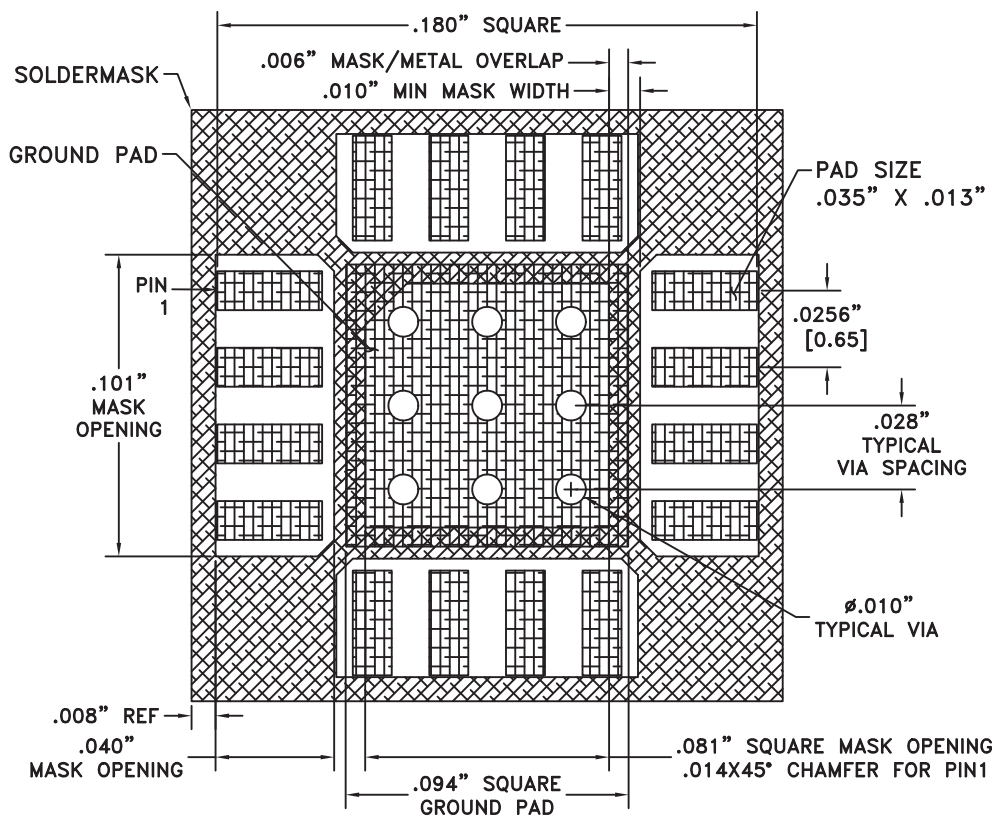

[2] Max peak reflow temperature of 260 °C

[3] 4-Digit lot number XXXX

[4] 3-Digit part number NNN

LP4C (E) – 4 x 4 mm QUAD FLATPACK NO-LEAD (QFN) PLASTIC PACKAGE

Suggested LP4C PCB Land Pattern



NOTES:

1. DIMENSIONS ARE IN INCHES [MILLIMETERS].
2. PAD WIDTH SHOWN IS FOR SOLDERING ONLY. BEYOND SOLDERING AREA ALL CONDUCTORS THAT CARRY RF AND MICROWAVE SIGNALS SHOULD HAVE 50 OHM CHARACTERISTIC IMPEDANCE.
3. SOLDERMASK ON FAR SIDE SHOULD TENT OR PLUG VIA HOLES.

